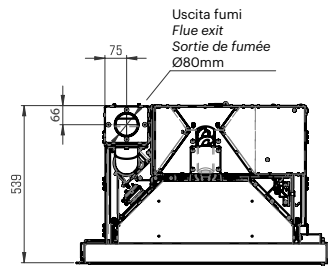
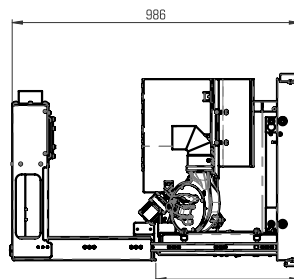
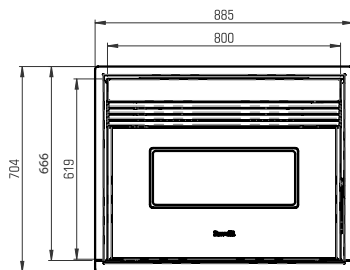


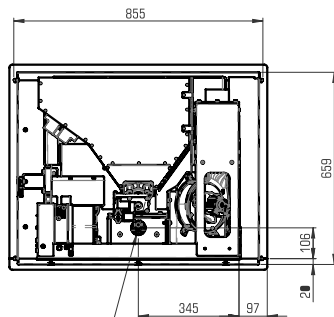
RBV 8010

Disegno tecnico - Dessin technique - Technical drawing

Ravelli[®]
il fuoco intelligente



Corsa Uscita
Stroke
Sortie maximale de l'insert
447mm



Entrata aria
Air inlet
Prise d'air
Ø48mm

Ingombri
Encumbrances
Encombrements

